

Child Protection  
Area of Responsibility

**Annual Survey 2017**

# Contents of the Annual Survey




## About the Survey

- Background
- List of countries represented
- Limitations
- Top Ten Findings

## Findings from the Survey

- Section 1: Coordination Structures
- Section 2: Needs and Responses
- Section 3: Child Protection Minimum Standards
- Section 4: Global Support





# About the Survey

# Background



- This survey was carried out by the global level Child Protection Area of Responsibility (CP AoR) to track trends and progress in child protection coordination & determine ways the CP AoR can better support field-based coordination.
- The survey was sent to a listserv of field-based child protection coordinators in countries with a Humanitarian Coordinator and early warning countries.
- Prior to this, similar surveys were carried out in 2012 – 2016.

# Responses were received from 20 countries

## ***Comparison:***

2017 (N=20)

2016 (N=21)

2015 (N=22)

2014 (N=24)

2013 (N=24)

2012 (N=17)

1. Central African Republic
2. Chad
3. Colombia
4. Democratic Republic of Congo
5. Ecuador
6. Indonesia
7. Iraq
8. Lebanon
9. Madagascar
10. Mali
11. Nepal
12. Niger
13. Nigeria
14. Peru
15. Somalia
16. Sri Lanka
17. Sudan
18. Syria
19. Syria/Gaziantep
20. Ukraine

# Limitations



- ❖ Although the CP AoR supports coordination groups in over 33 HC and 27 early warning countries\*, the findings presented are based only on 20 completed responses, of which three are early warning contexts.
- ❖ It is likely that different methodologies were used to provide responses, including different levels of consultation within the coordination team in each context and with members of coordination groups.
- ❖ Several of the survey questions require an answer based on estimation or judgment. Thus, some answers reflect the views and perceptions of those who responded.

*\*Based on CP AoR August 2017 records*



# TOP TEN FINDINGS

- 1. There is wide local engagement in child protection coordination groups, including an increase of national NGO participation.**

This year, the reported number of national NGOs engaged at the national and sub-national coordination levels **increased by at least 12% compared with previous years (2014 – 2016)**. **National NGOs are reported to make up over 60% of membership** in the majority of responding country coordination groups.

- 2. 2017 saw an increase in shared coordination leadership arrangements among respondents.**

**Ninety per cent of responding coordination groups reported shared leadership**, in contrast with 2016 that showed 81% as having co-leadership arrangements. Most common types of reported shared leadership included **1) UNICEF and the Government co-leading (35%)** and **2) Government, an NGO, and UNICEF sharing coordination responsibilities (20%)**.

# Top Ten Findings



- 3. Only half of Child Protection Coordinators have a dedicated coordination role, meaning many continue to “double hat” and have both program management and coordination roles.**

Only 35% of respondents have a role that is fully dedicated to coordination. Though according to CP AoR 2017 records\*, about half of coordinators have dedicated roles, and only 40% of Information Management Officers (IMOs) have a dedicated role.

- 4. Coordination and information management (IM) capacity continues to grow.**

Responding coordinators have an average of 2.7 years of coordination-related experience, which is a slight increase from 2016. The proportion of respondents reporting an increase in Information Management capacity also rose from 57% to 70% this year.

*\*subject to change given turnover and staffing gaps*



# Top 10 Findings



## 5. The use of globally agreed assessment tools continues to increase.

On the whole, **65% of coordination groups now use Secondary Data Reviews (SDRs) to inform their response. However, only 45% updated their SDRs in the past 12 months**, a number similar to previous years. The proportion of contexts where a CPRA or similar CP Assessment had been carried out within the last year is 80% (17 countries), which was a significant leap from previous years. Of these, eleven of the 17 countries (65%) used assessment results to inform their response strategy.

## 6. Approximately 90% of reporting coordination groups monitor the progress of their response.

Seventy per cent of coordination groups use the 3W, 4W or 5W tool to monitor the efficacy of the CP humanitarian response. Another 20% of countries conduct on-site assessments, field visits, and quarterly review of progress on the Humanitarian Response Plan to monitor progress and the context.

# Top 10 Findings



## 7. Child protection funding remains one of the biggest challenges faced by coordination groups.

Fifty per cent of groups report a marginal or substantial decrease in funding this year, whereas, in 2016, 57% of CP groups reported a *funding increase*. Additionally, ten countries ranked “lack of sufficient funding” as the top or second main challenge they face.

## 8. The top three challenges reported by coordination groups included *lack of sufficient funds, low CP technical capacity, and low child protection visibility*.

This year showed more varied perceptions of top challenges as compared with 2015 & 2016, with these three challenges being ranked as the primary challenge by five countries each.

# Top 10 Findings



## 9. Relationships with the Protection Cluster at the country level have room for improvement.

In 2017, only 15% of respondents ranked this relationship as very good, which is down 14% from 2016. The majority of respondents (85%) reported that the relationship was good but in need of strengthening, particularly in the areas of communication and visibility, prioritization, and general understanding of Child Protection.

## 10. Support from the global level CP AoR is consistently rated well. On scales of 1 – 10 and across the three areas of appropriateness, timeliness, and quality:

- ❖ 86% of respondents accessing **in-country support from the CP AoR Rapid Response Team** ranked this service at an 8 or higher in all three areas
- ❖ 92% of respondents accessing **helpdesk assistance** ranked this service at an 8 or higher in all three areas

# Findings



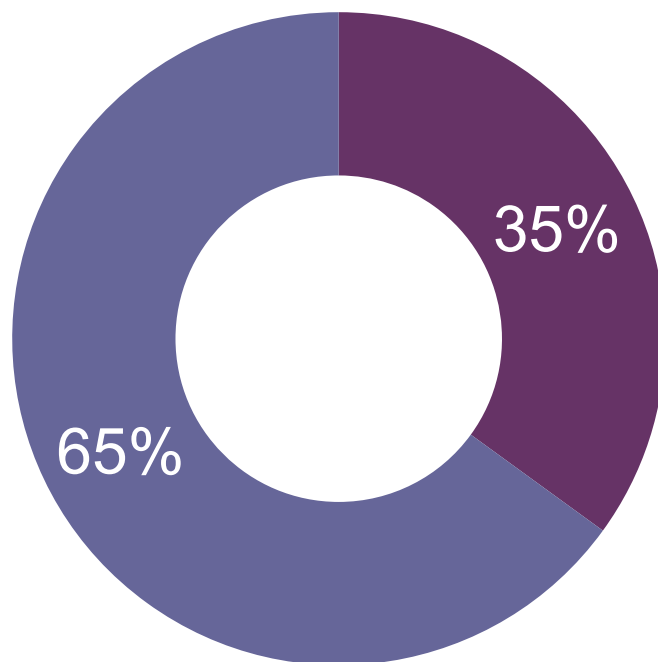


# 33

Average number of  
months of  
Child Protection  
coordination experience  
among respondents



**Q5:** Are you a dedicated coordinator or do you also do programme work (double hatting)?



- Dedicated coordinator
- Double hatting

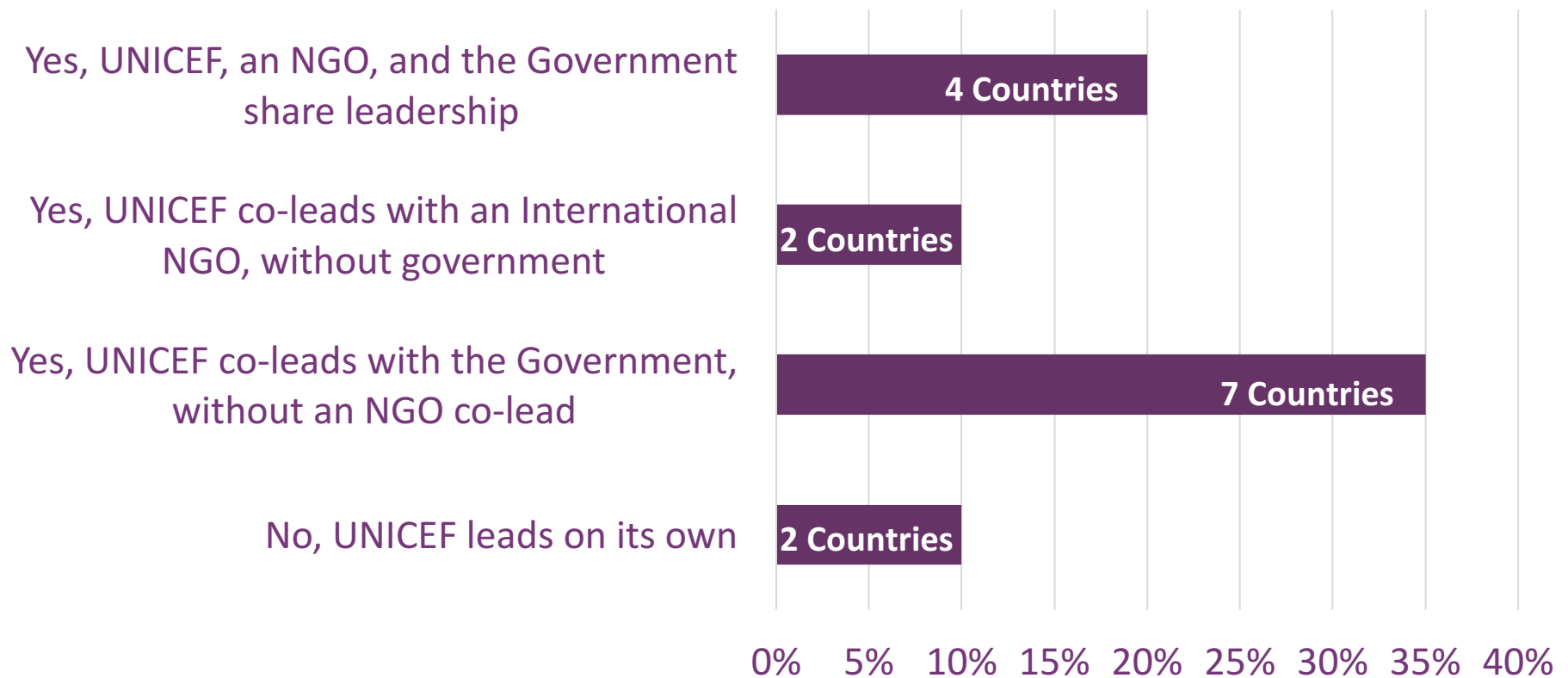
In 2016, 43% of respondents reported being a dedicated coordinator, showing a decrease in *responding* dedicated coordinators this year.



# SECTION 1

Coordination Structure

# Q6: At the national level, does your coordination group have shared leadership arrangements



*\*Five Countries reported other leadership arrangements, including leading with OHCHR, UNFPA, UNFPA & the Government, two INGOs co-leading the CP sector, and Government leading alone*



# Q9a: Approximately how many organisations are members of your Child Protection coordination group at the **national level**?

# 22

Average number of member organizations within **national CP Coordination Groups**

Average Reported\* Breakdown of Membership across Groups



In 2016, the estimated breakdown was 51% INGOs and 49% national NGOs, showing an increase of 12% in 2017 for the national NGO average. **Fourteen of 20 reporting coordination groups show national organisation membership to be 50% or higher.**

*\*Based on respondent estimations*

# Q9b: Approximately how many organisations are members of your Child Protection coordination group at the **sub-national level**?

# 26

Average number of member organizations within **sub-national CP Coordination Groups**

Average Reported\* Breakdown of Membership across Groups



In 2016, the estimated breakdown was 49% INGOs and 51% national NGOs, showing **an increase of 14% in 2017 for the national NGO average**. Of the 15 coordination groups reporting sub-national coordination groups, **eleven groups maintain national organization membership at 60% or higher**.

*\*Based on respondent estimations*



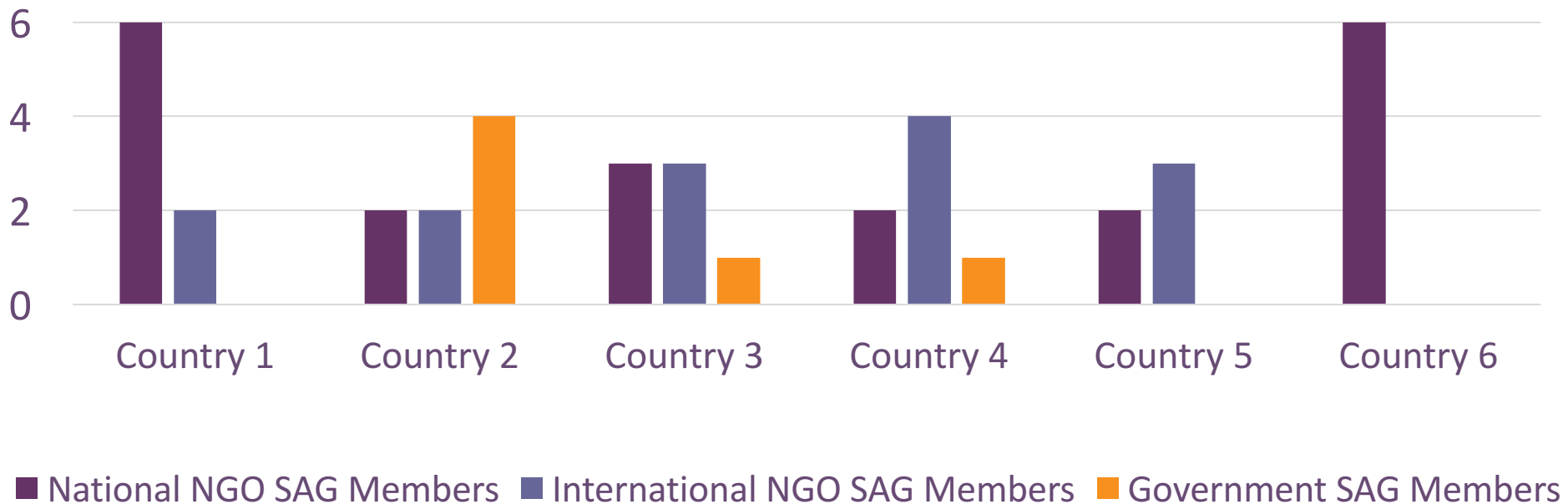
Q10: Does your  
Coordination  
Group have a  
Strategic Advisory  
Group (SAG)?

30%

of respondents  
reported having  
Strategic Advisory  
Groups

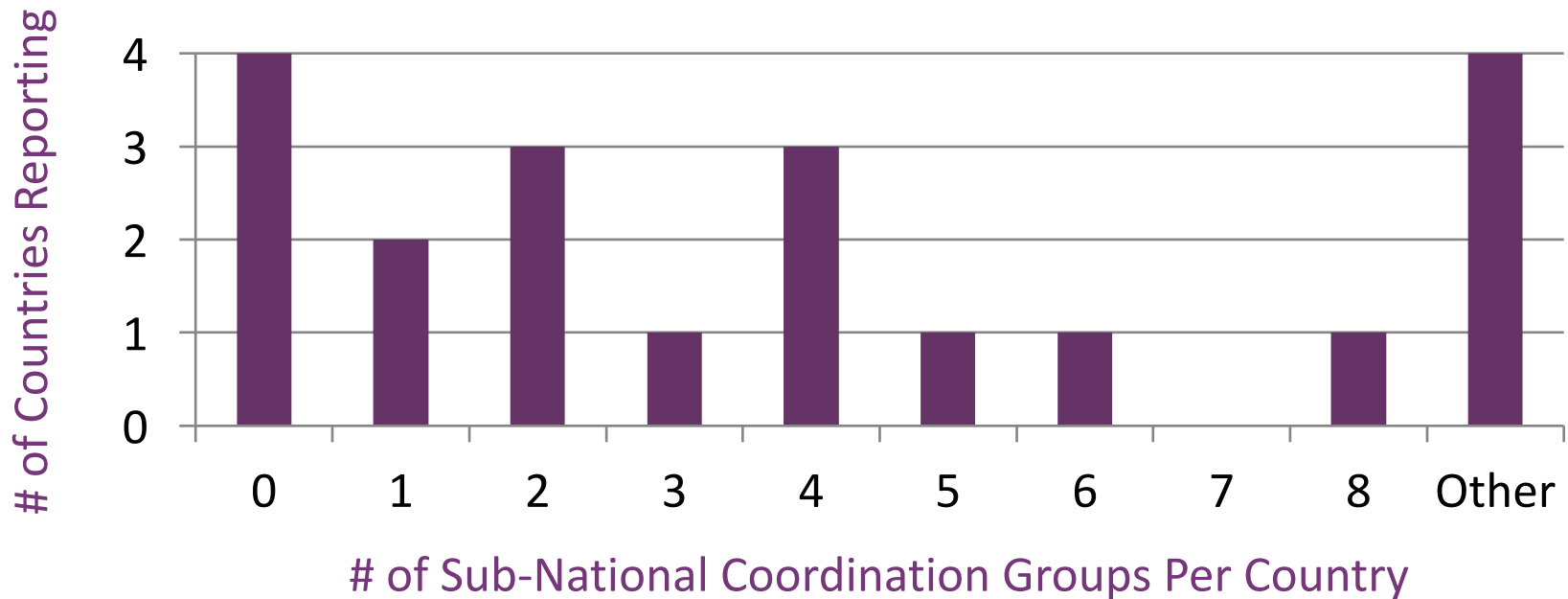
# Q11: Of countries with a SAG, how many SAG members that are National NGO, International NGO, or Government members?

National NGOs are present in all reported SAGs, whereas Governments are represented in only three of the six.



## Q12: How many sub-national Child Protection coordination groups are there in your context?

**50%** have four or more sub-national groups



*\*Those in the “other” category reported nine, 22, or 75 sub-national CP Coordination groups (one for each district - activated only during emergencies).*

**Q13 & 14:** Of sub-national groups, how many are led or co-led by...?



**13**

**Countries reported sub-national groups led by a national NGO or Government**

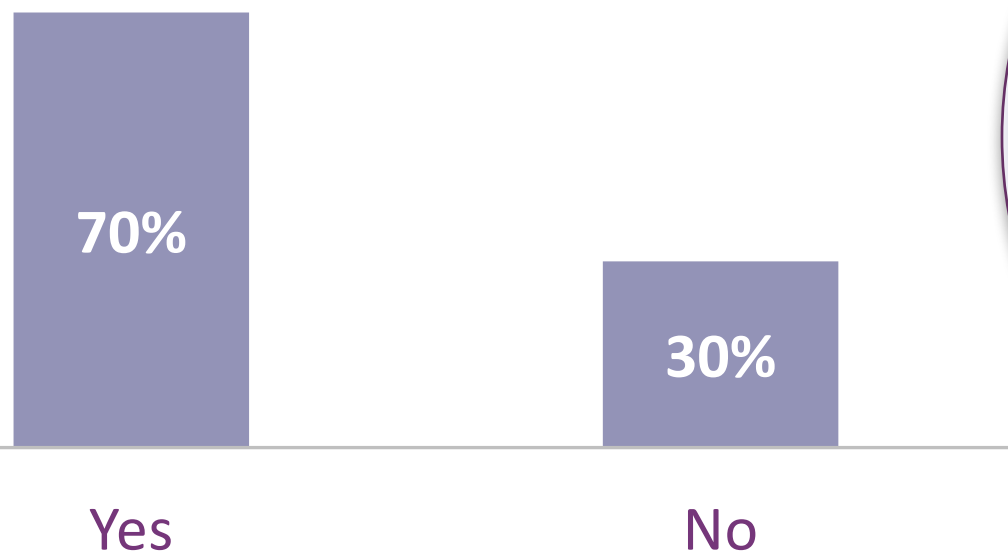
**4**

**Countries reported sub-national groups led by international NGOs**



## Q15 & 16: Are any of the Coordination Group meetings held in a local language? Are key documents available in local languages?

Are Coordination meetings held in a local language (other than English)?



**80%** of represented coordination groups translate their materials into a local language if the original document is in English

*Languages include: Arabic, Bahasa Indonesia, French, Kurdish, Malagasy, Nepali, Russian, Sinhalese, Spanish, Tamil, and Ukrainian*

## Q18: How would you rate the relationship with the Protection Cluster?

Overall rankings related to the relationship with the Protection Cluster at the field level decreased this year. In 2016, 29% of respondents ranked the relationship as very good – showing a satisfaction decrease of 14% in 2017. Rankings of 2 or 3 were 67% in 2016, but 85% in 2017, showing significant room for improvement, particularly in the areas of communication and visibility, prioritization, and general understanding of Child Protection.





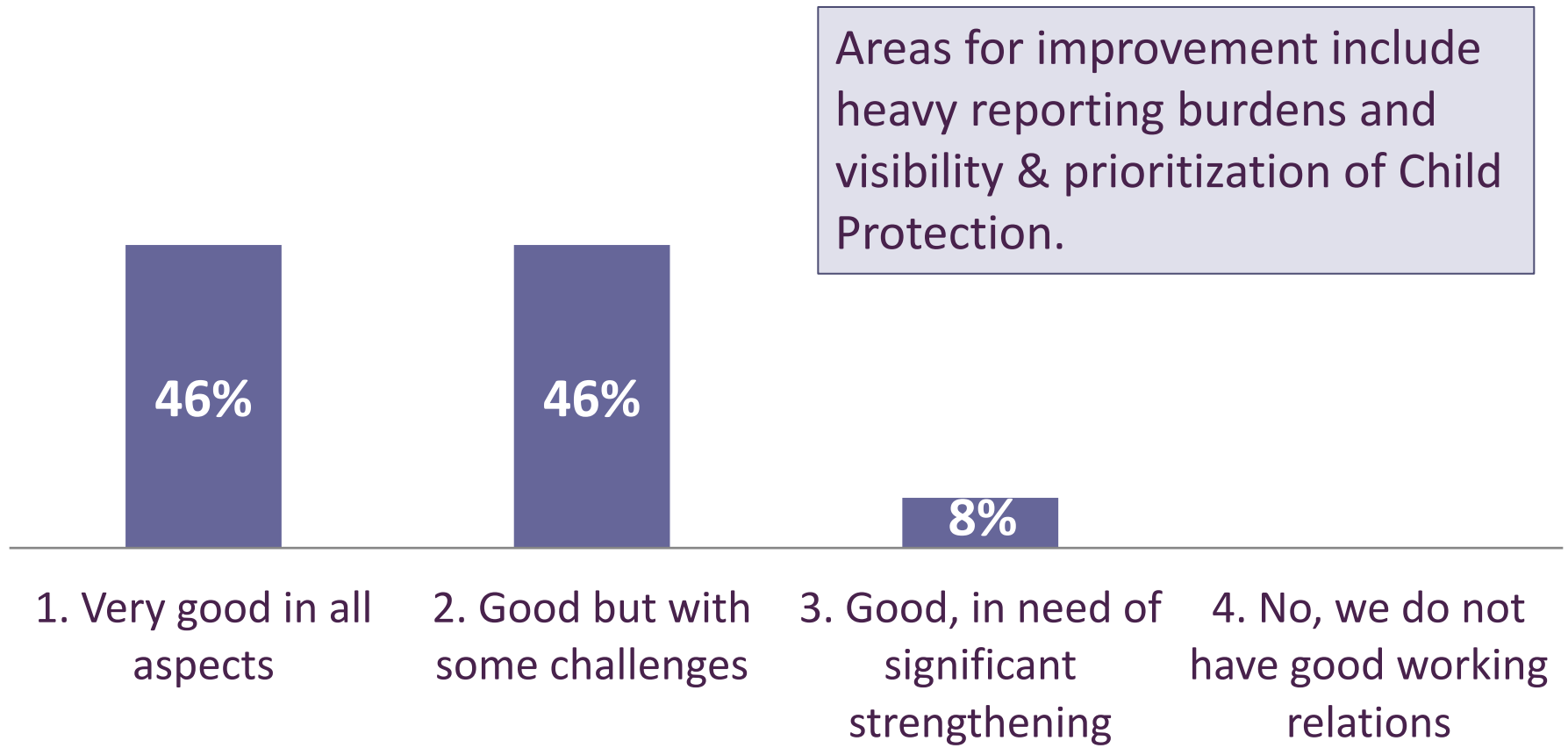
## Q19: How would you rate the relationship with the GBV AoR?



Dynamics remained relatively the same as compared with 2016, with the ranking of a “2” decreasing from 48% in 2016 to 35% in 2017. A ranking of 3 increased by 11% in 2017, showing a need for improved communication, clarification of roles, and coordinated approaches with the GBV AoR.

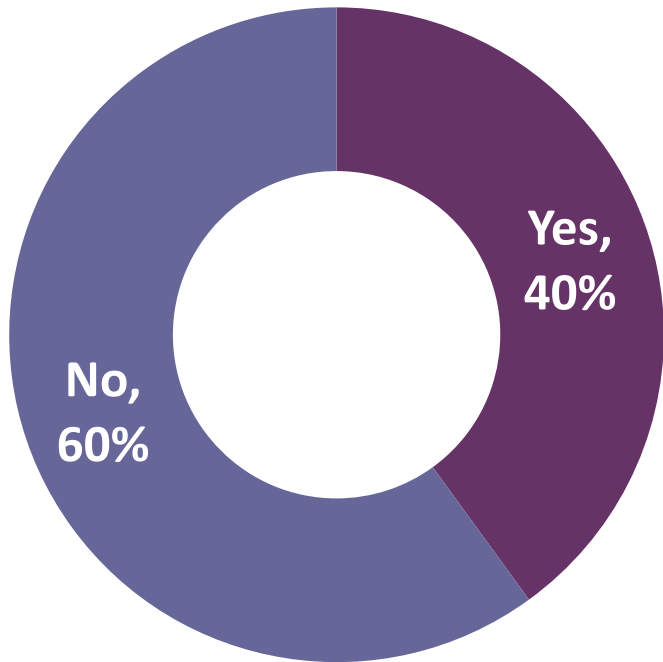


## Q20: How would you rate the relationship with the Inter Cluster Coordination Group?

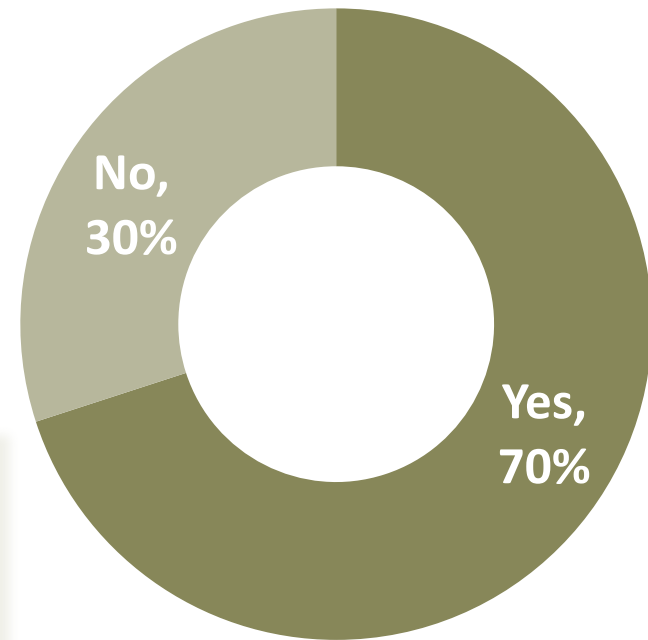


*\*No comparison available as new question in 2017*

**Q22:** Is there a dedicated Information Manager Officer for your Coordination Group?



**Q23:** Compared to this time last year, has the CP Information Management Capacity for your Coordination Group improved or been strengthened?



**Comparison:**

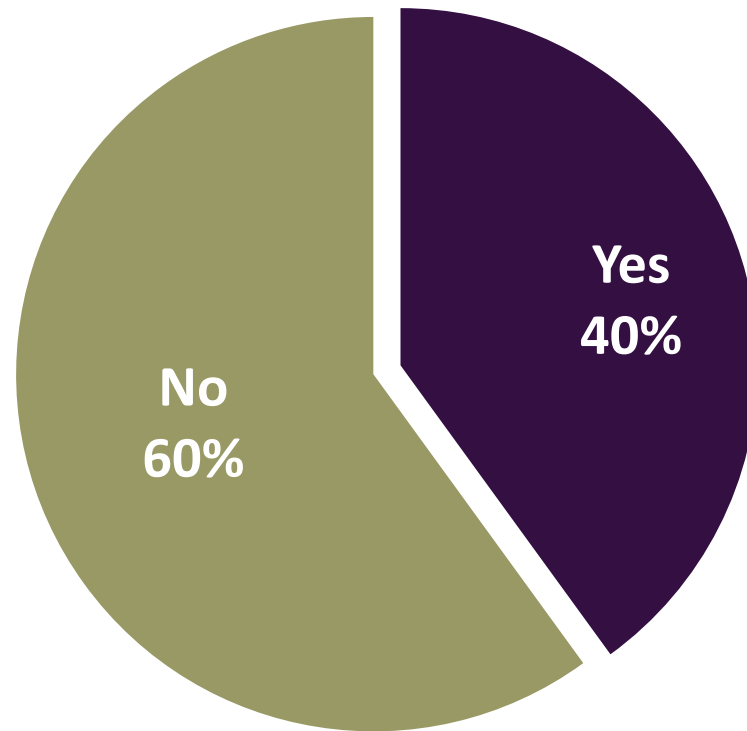
- 2017: 70%
- 2016: 57%
- 2015: 70%+
- 2014: ---%
- 2013: 45%
- 2012: 44%

# SECTION 2

## Needs and Responses



**Q24:** Have you participated in a Multi-Cluster Needs Assessment/MIRA in the past 12 months?



**Q25:** Does your CP coordination group have a Desk Review or SDR for your context, which has been updated in the past 12 months?



***Comparison:***

2017: 45%  
2016: 48%  
2015: 45%  
2014: 37%  
2013: ---%  
2012: 26%

No, we do not have a Desk Review or a Secondary Data Review

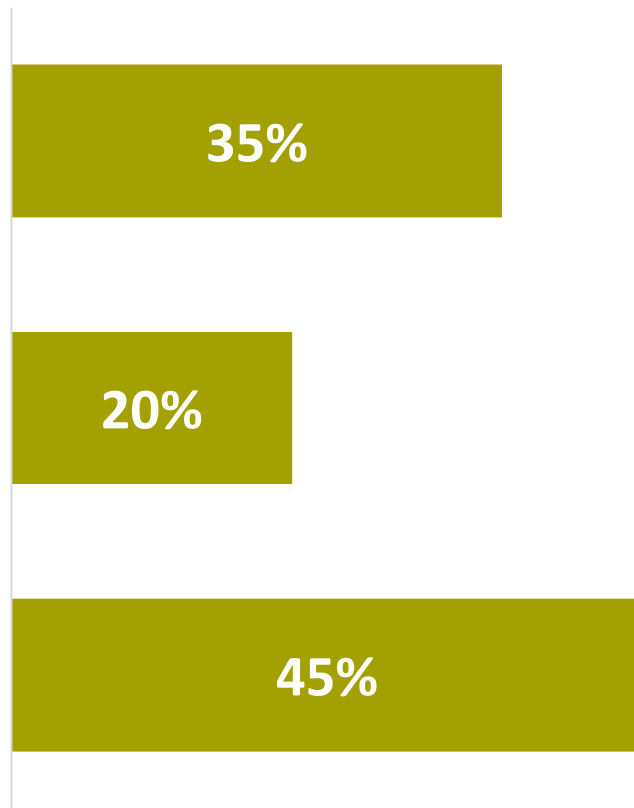
35%

No - we do have a Desk Review or a Secondary Data Review, but it has not been updated in the last past 12 months

20%

Yes

45%



**Q26:** If "yes" to Q25, describe whether the Secondary Data Review (SDR) has been useful or not.



**Useful for:**

- Advocacy
- Monitoring
- Resource Mobilization
- Trends Analysis
- Planning for CPiE response

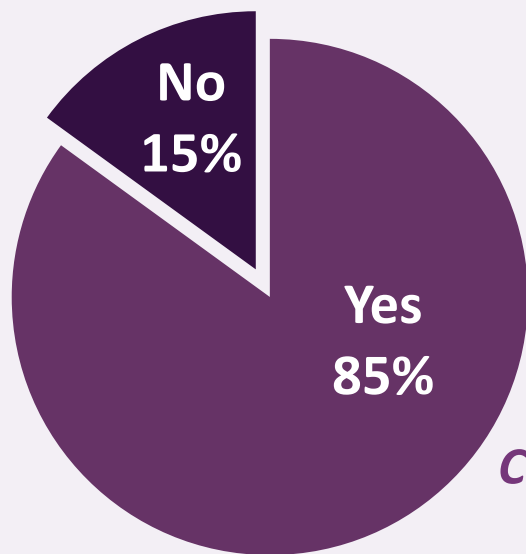
**Challenges:**

- Requires significant effort and is often deprioritized due to other urgent priorities

**Q27:** Nine (**9**) countries reported they would like support to conduct or update their SDR. Ten (**10**) countries chose N/A as they reported having a satisfactory SDR.



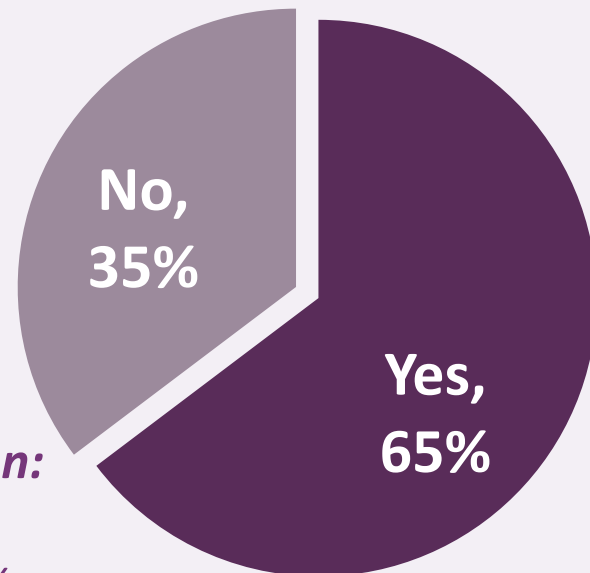
**Q28:** Have you conducted a Child Protection Rapid Assessment (CPRA) or other CP assessments in the past 12 months?



*Comparison:*

2017: 85%  
2016: 38%  
2015: 36%  
2014: 29%  
2013: 58%  
2012: ---%

**Q29:** If "yes" to Q28, has the information from the CPRA or other assessment been used to inform the response strategy for your CP Coordination Group?



*Comparison:*

2017: 65%  
2016: 76%  
2015: 86%  
2014: 100%  
2013: 75%  
2012: ---%

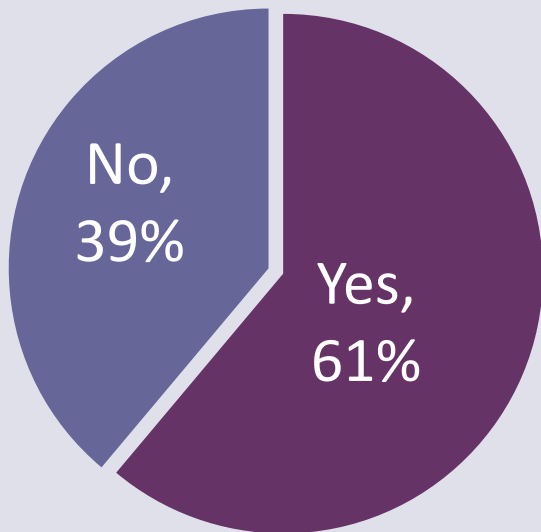
*\*11 of 17 countries carrying out assessments reported the information was useful*



**Q30:** Does your CP coordination group systematically monitor the changing nature of protection risks to children?

**Comparison:**

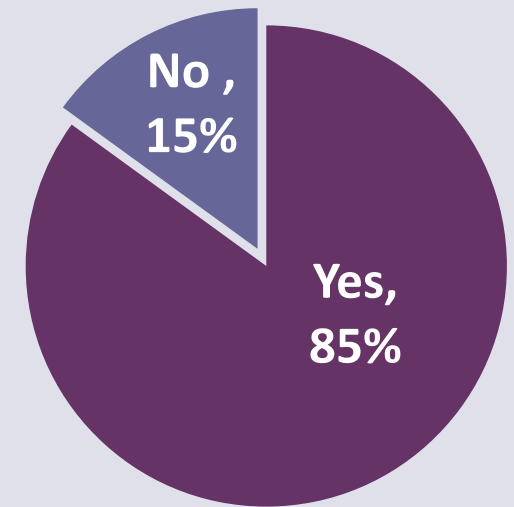
2017: 61%  
2016: 81%  
2015: 50%+  
2014: ---%  
2013: 39%  
2012: ---%



**Q31 & 32:** Does your CP coordination group have an agreed work plan in place? If so, does this work plan refer to the CPMS?

**Comparison:**

2017: 85%  
2016: 86%  
2015: 86%  
2014: 75%  
2013: 80%  
2012: 88%




\*100% of the 17 coordination groups with a work plan in place stated that their work plan refers to the CPMS. Improvement from all previous years.

**Q33:** Does your coordination group have Task Forces or Working Groups for different thematic areas?

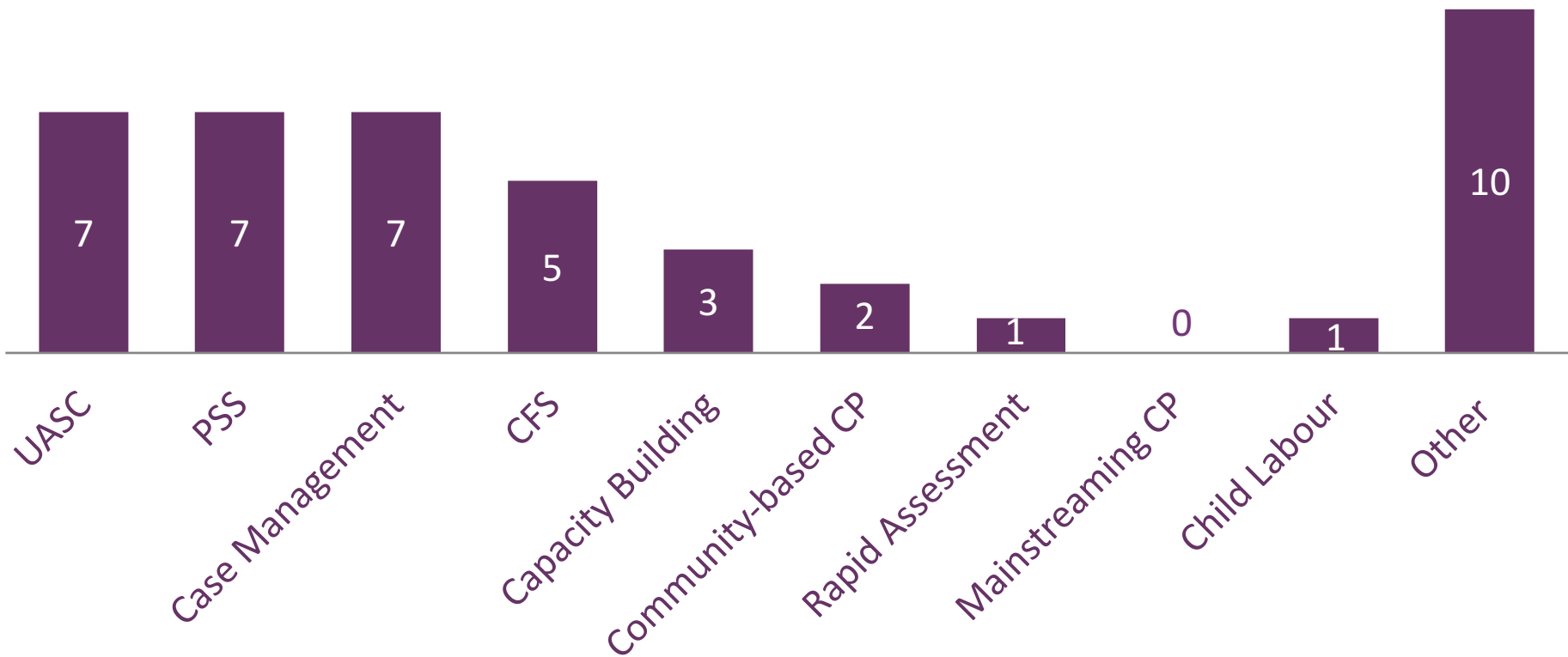


16

*16* countries (*80% of respondents*) have task forces or working groups for specific technical areas within their child protection coordination groups



# Q34: What are the thematic groups?



\*Other groups include the following: Children affected by Armed Conflicts, CAAFAG, DDR, CPMS, CP and Education Joint Working Group, Right to Identity, Emergency Preparedness, and Advocacy. A few sub-national coordination groups have early marriage task forces.

**Q35 & 36:** In last 12 months, have you been in contact with any of the Alliance Global Task Forces or Working groups? Do you receive the Alliance newsletter, emails, or invitations?

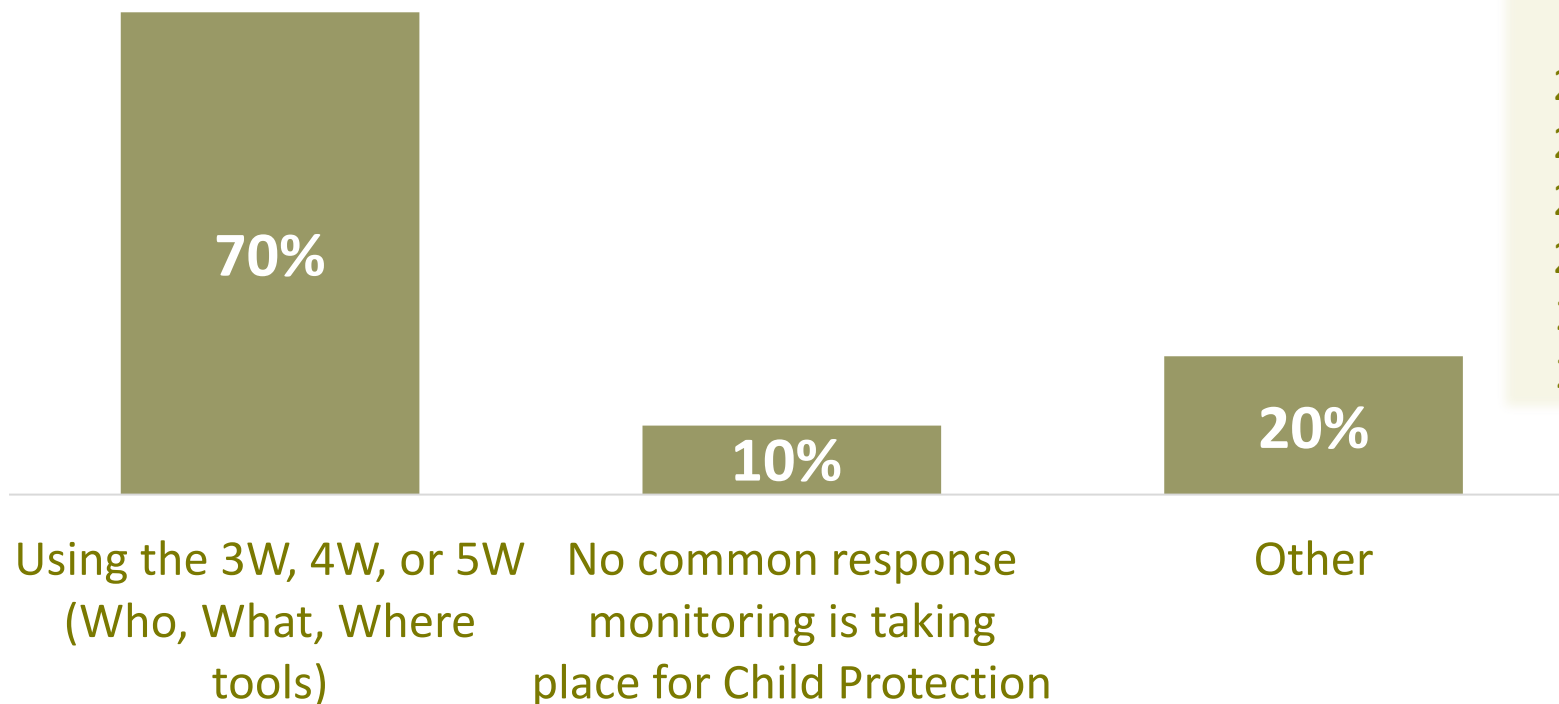
**12**

countries were in touch with the Alliance Working Groups or Task Forces

**70%**

reported they receive Alliance materials

# Q37: How does your CP coordination group monitor the progress of the CP humanitarian response?



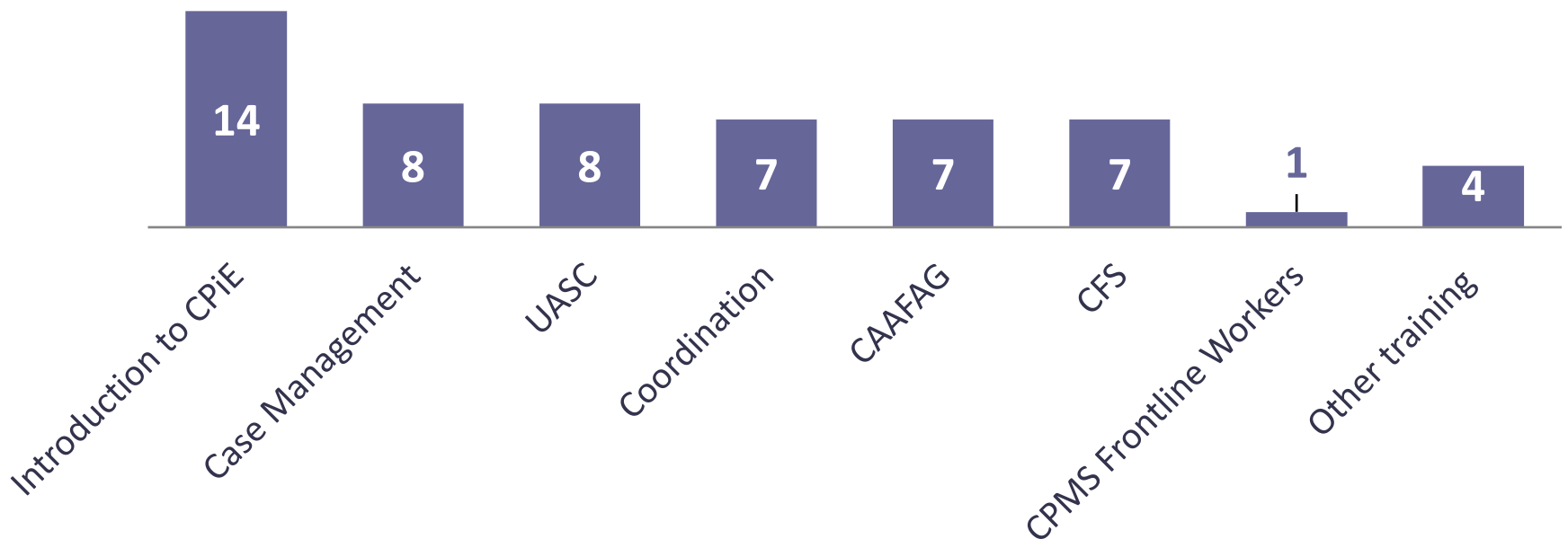
**Comparison  
for 3/4/5W  
Use:**

2017: 70%  
2016: 75%  
2015: 58%  
2014: 58%  
2013: ---%  
2012: ---%

\*Other means of monitoring include on-site assessments and visits and quarterly dashboards for the HRP.

## Q38 & 39: Has your CP Coordination Group conducted any Child Protection in Emergencies (CPiE) related trainings in-country in the past 12 months? If "yes," which trainings?

- ❖ 90% of responding countries conducted CPiE-related trainings in the past year – an increase from previous years
- ❖ Other trainings involved PSS/MHPSS, CPiE mobile team training, Child Labour, Child Safeguarding, GBV & MHPSS IASC Guidelines, and Community-based Child Protection.



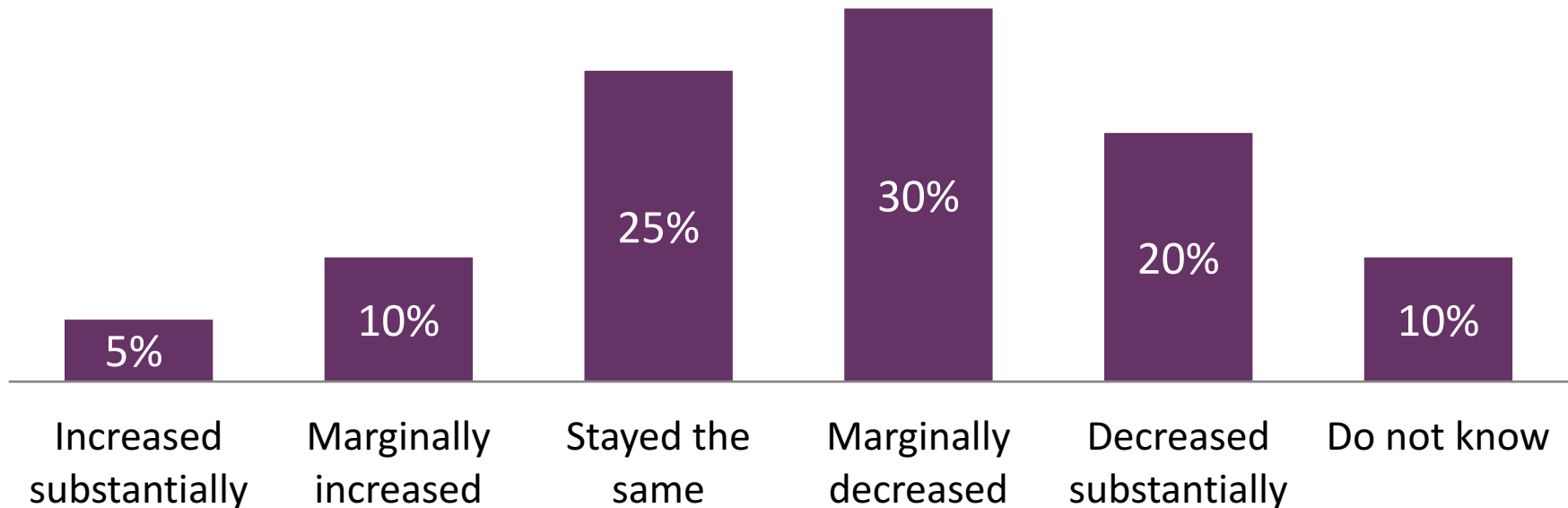


**Q40 & 41:** Has your CP Coordination Group organised or conducted any trainings in the past 12 months that are focused on capacity strengthening *not* directly related to CPIE technical areas?

- ❖ **2 countries** (*10% of respondents*) conducted capacity development trainings not directly related to a CPIE technical areas in the past year
  
- ❖ **Types of trainings**
  - Project Design and Leadership & Management Trainings: 1 country
  
  - Programme Management: 1 country

## Q42: Compared to this time last year, would you say funding for CPiE has:

Fifty per cent of groups report a marginal or substantial decrease in funding, whereas, in 2016, 57% of CP groups reported a *funding increase*.

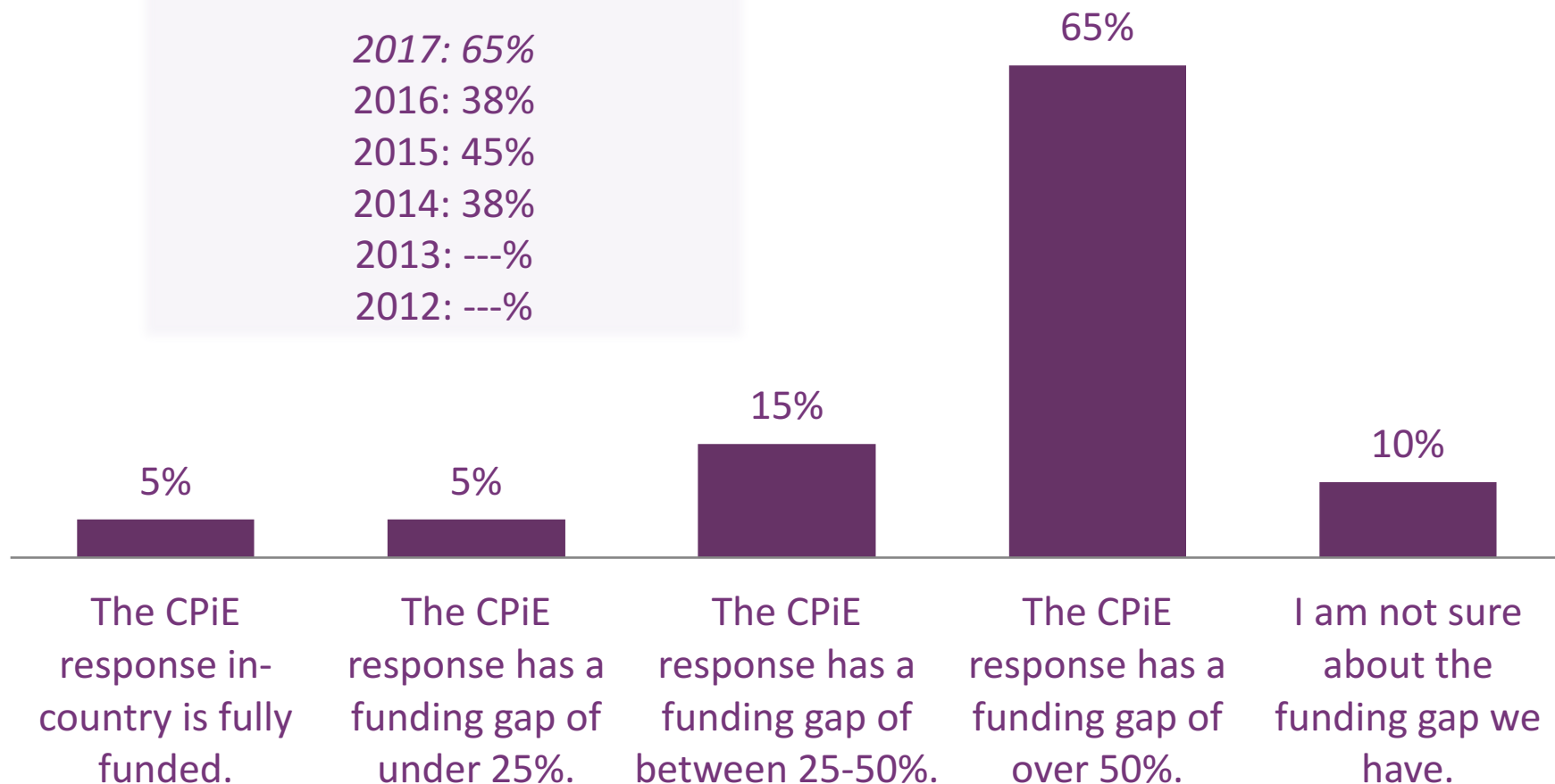




# Q43: How does the current level of funding for Child Protection compare to the CP funding needs in your context?

## 50% Funding Gap Comparison:

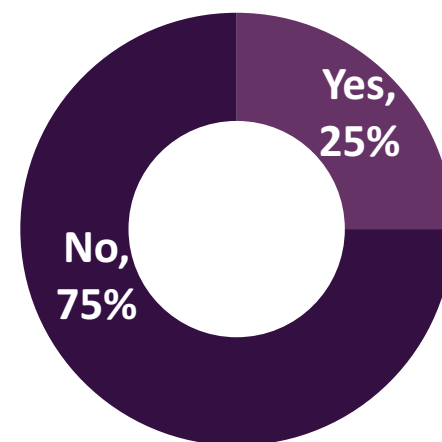
2017: 65%  
2016: 38%  
2015: 45%  
2014: 38%  
2013: ---%  
2012: ---%



**Q44:** What percentage (%) of the Humanitarian Response Plan (HRP) for Protection was allocated to Child Protection?

- ❖ Ten respondents were unsure how much was specifically allocated to Child Protection
- ❖ Seven countries reported the following percentages allocated to Child Protection:
  - 1 – 10% - 2 countries
  - 11 – 20% - 1 country
  - 21 – 30% - 1 country
  - 31 – 40% - 0
  - 41 – 50% - 1 country
  - 51 – 60% - 2 countries

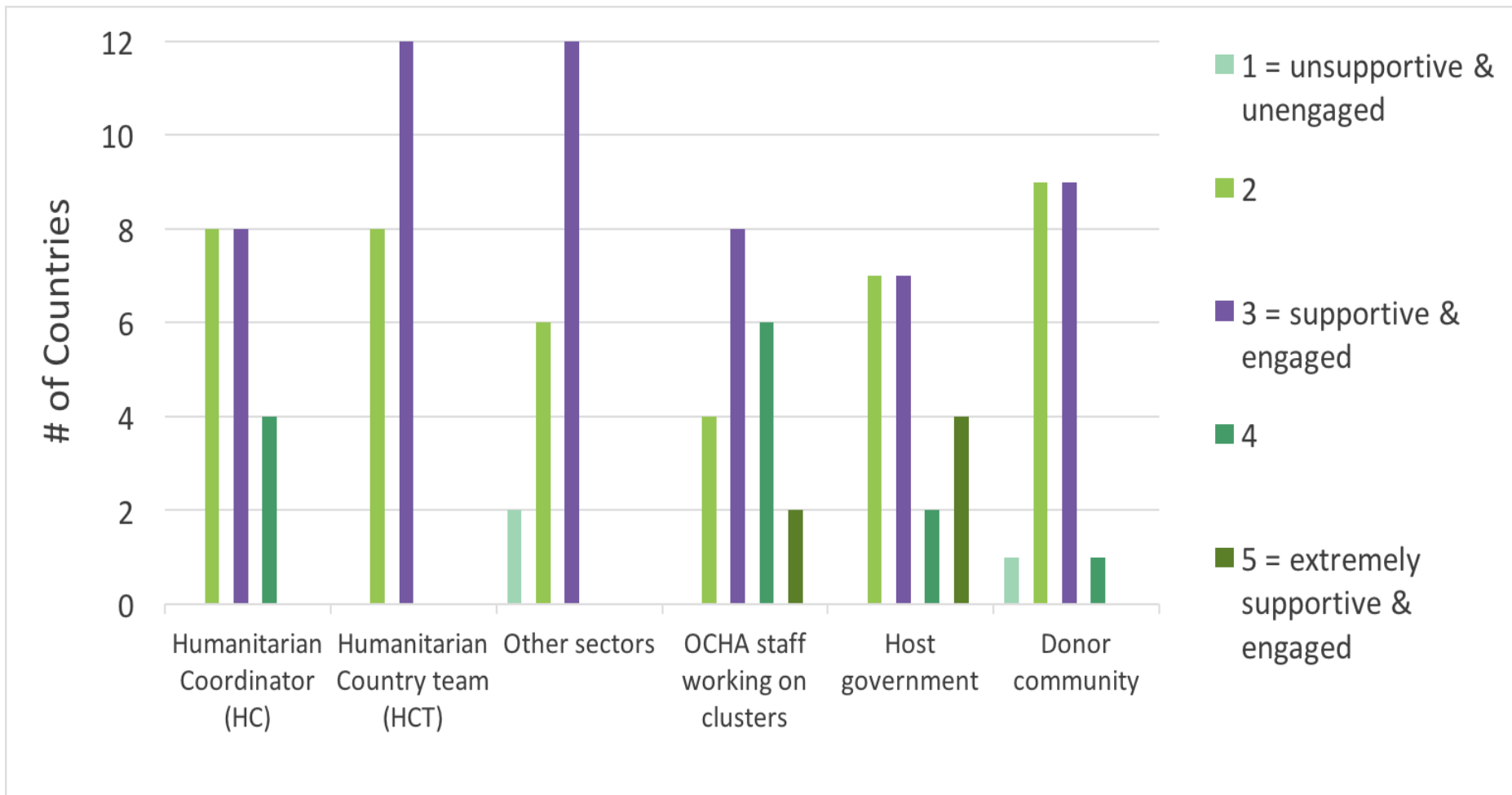
**Q45:** Do the members of your coordination group think that the HRP allocation to CP was fair and proportional to the numbers of children in need, required activities, & coordination group targets?



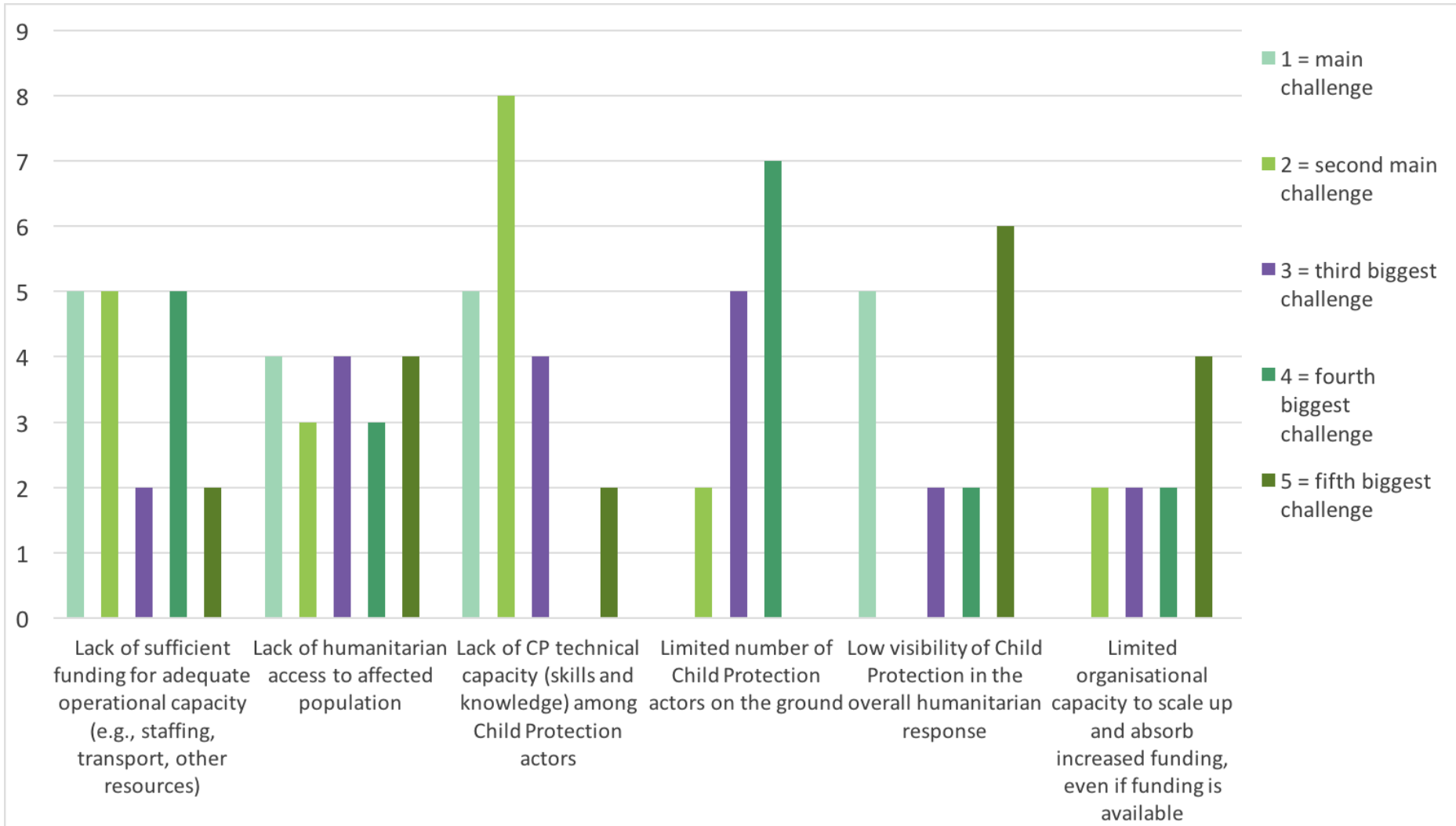
#### Why not?

- Child protection is often **not viewed as a priority**
- Under-funding does not allow for scale-up or capacity development
- In one case, only one UN agency was funded, and no other CP Coordination group members were funded

**Q46:** In your context, how would you rate the level of support the Child Protection sector receives from the following actors on a scale of 1-5?



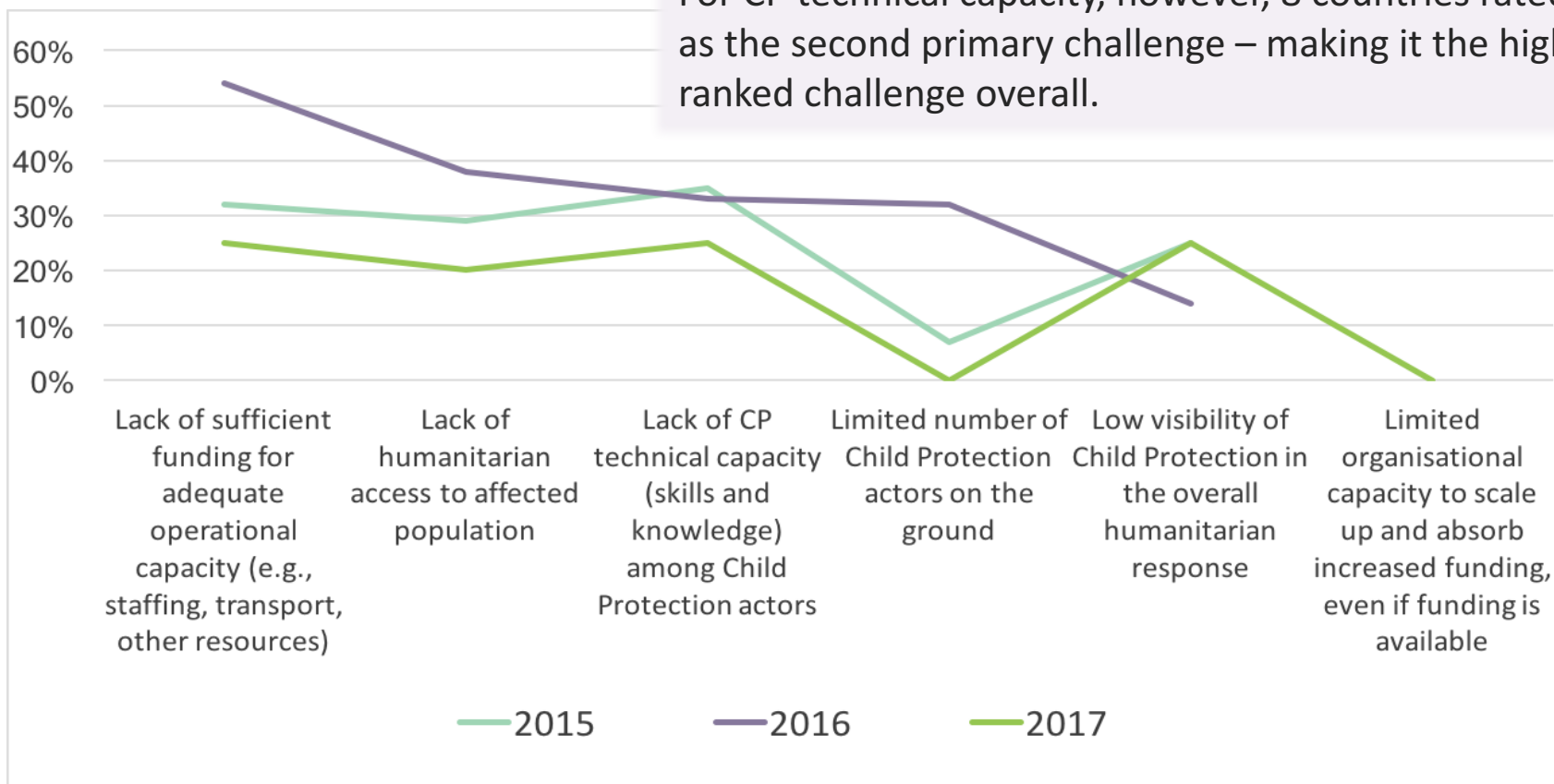
# Q47: What are the overall top five challenges for members of your coordination group in responding to emergency CP issues in your context?



# Comparison between 2015 – 2017 Data on Top Challenge

2017 showed more varied perceptions of top challenges as compared with 2015 & 2016, with **lack of sufficient funds, CP technical capacity, and low visibility** ranked by five countries each as their top challenge.

For CP technical capacity, however, 8 countries rated this as the second primary challenge – making it the highest ranked challenge overall.





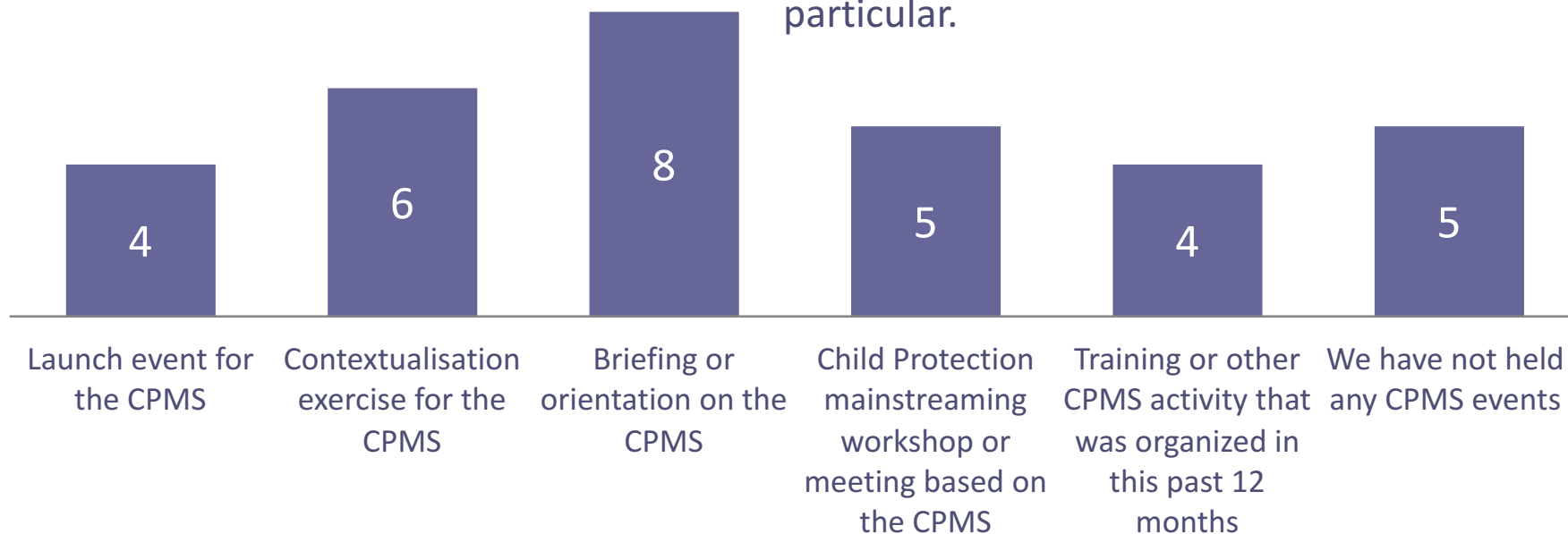
# SECTION 3

The Minimum Standards for  
Child Protection in  
humanitarian response

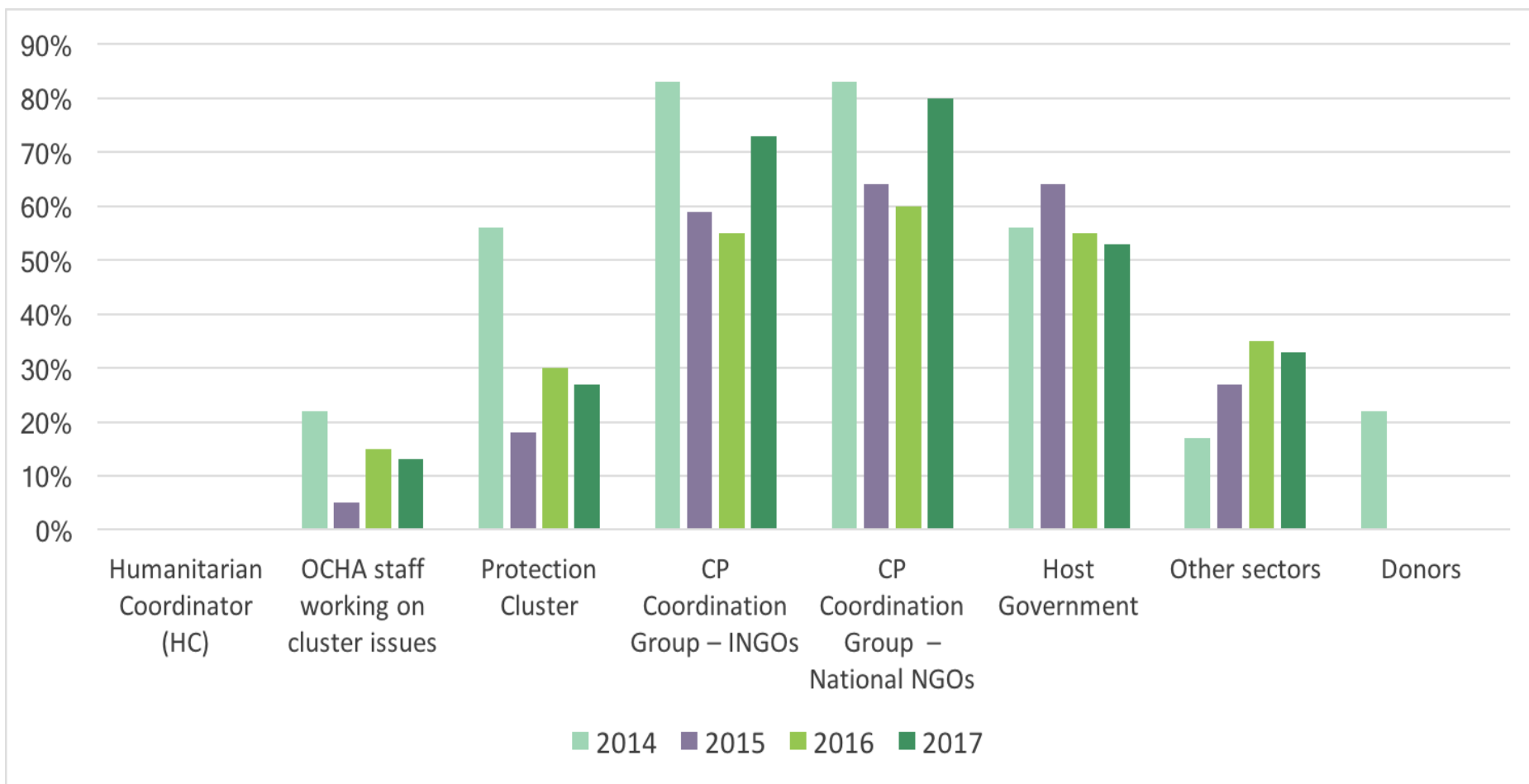
## Q48: Have Child Protection Minimum Standards (CPMS) - focused activities been organised in your context over the past 12 months?

Fifteen responding countries reported organising CPMS-related events in 2017, compared with 16 countries in 2016. However, more events were reported in 2017 than last year.

Mainstreaming workshops focused on CCCM, Education, and Food Security/Livelihoods in particular.

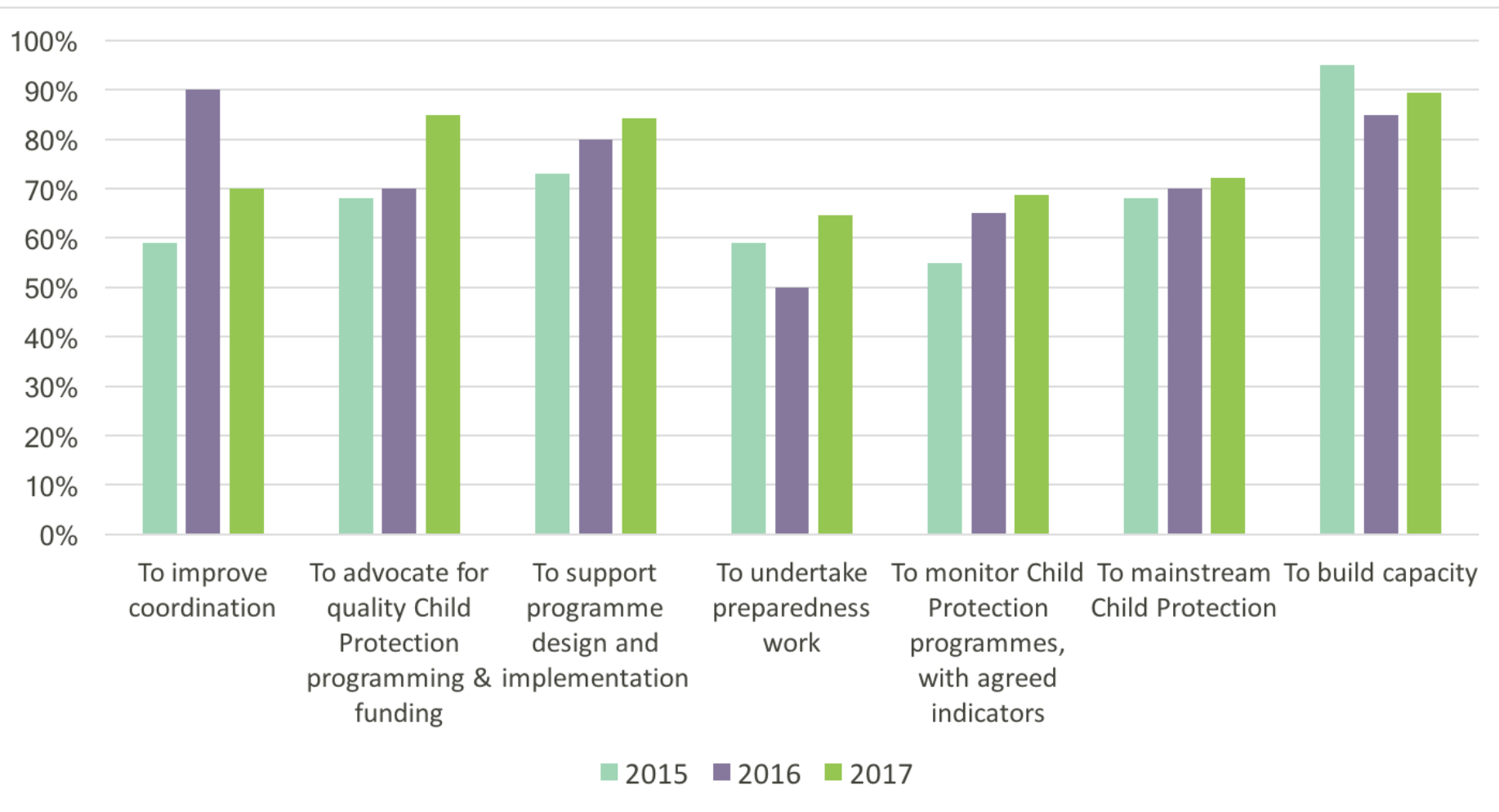


## Q49: If you held an event/events as indicated in question 48, who was the target audience:

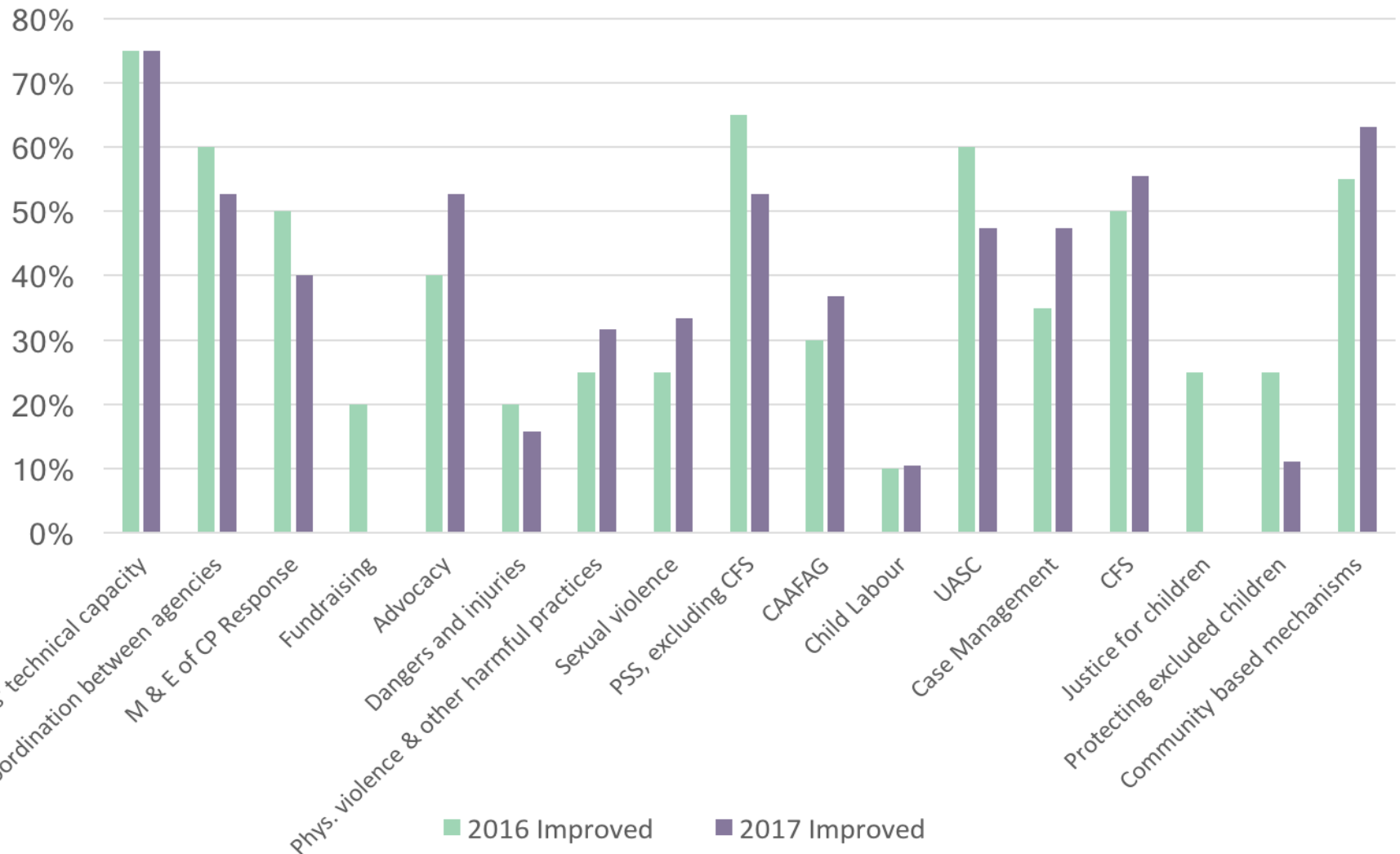




## Q50: How is your CP coordination group and its members using the CPMS?

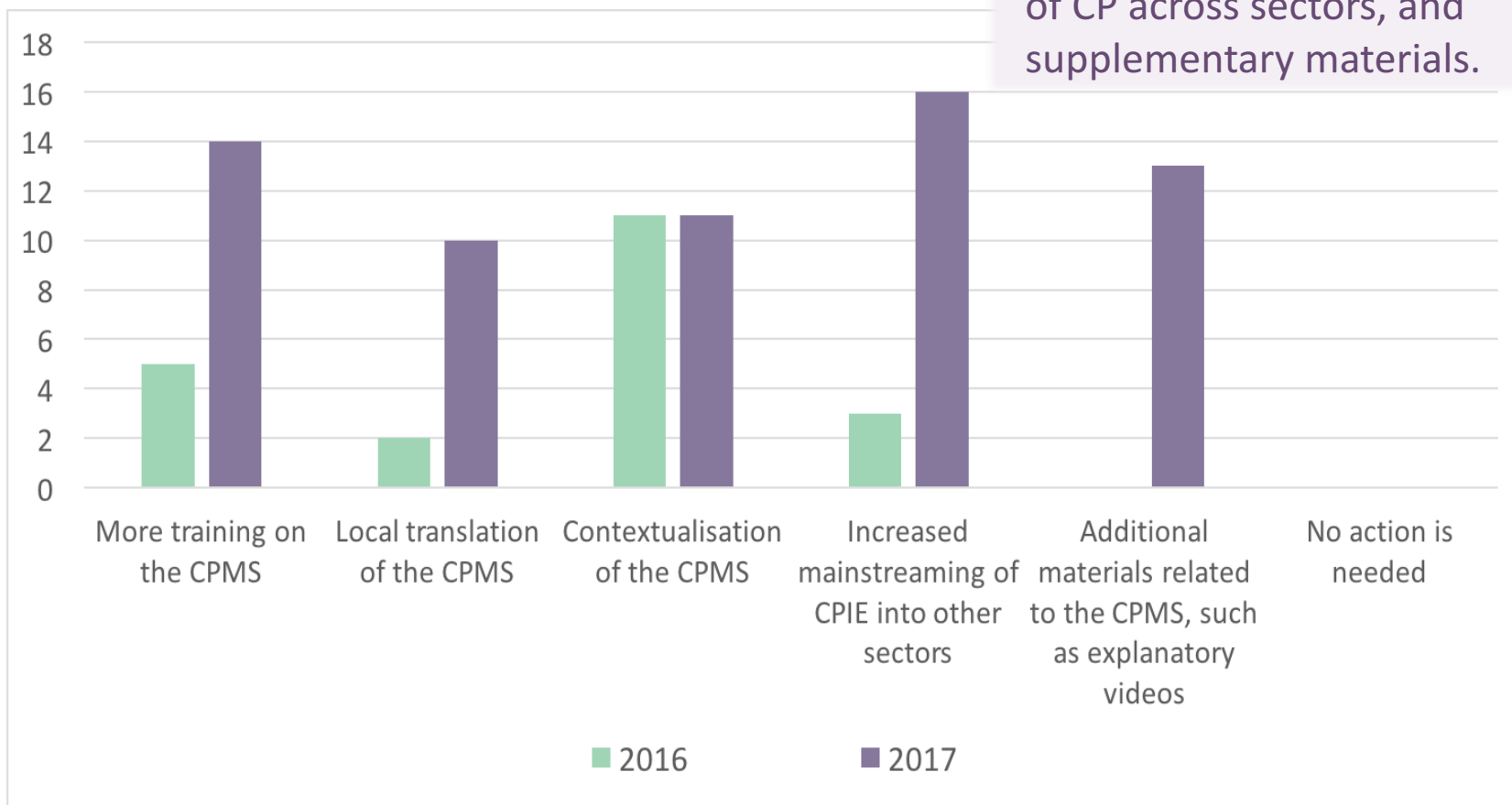


**Q51:** Compared to this time last year, how would you and members of your coordination group say the CPMS has impacted the CPiE response in the following areas:



## Q52: What actions could help improve awareness and use of the CPMS to improve quality programming?

Most notable actions include increased need for local translation, training, mainstreaming/integration of CP across sectors, and supplementary materials.

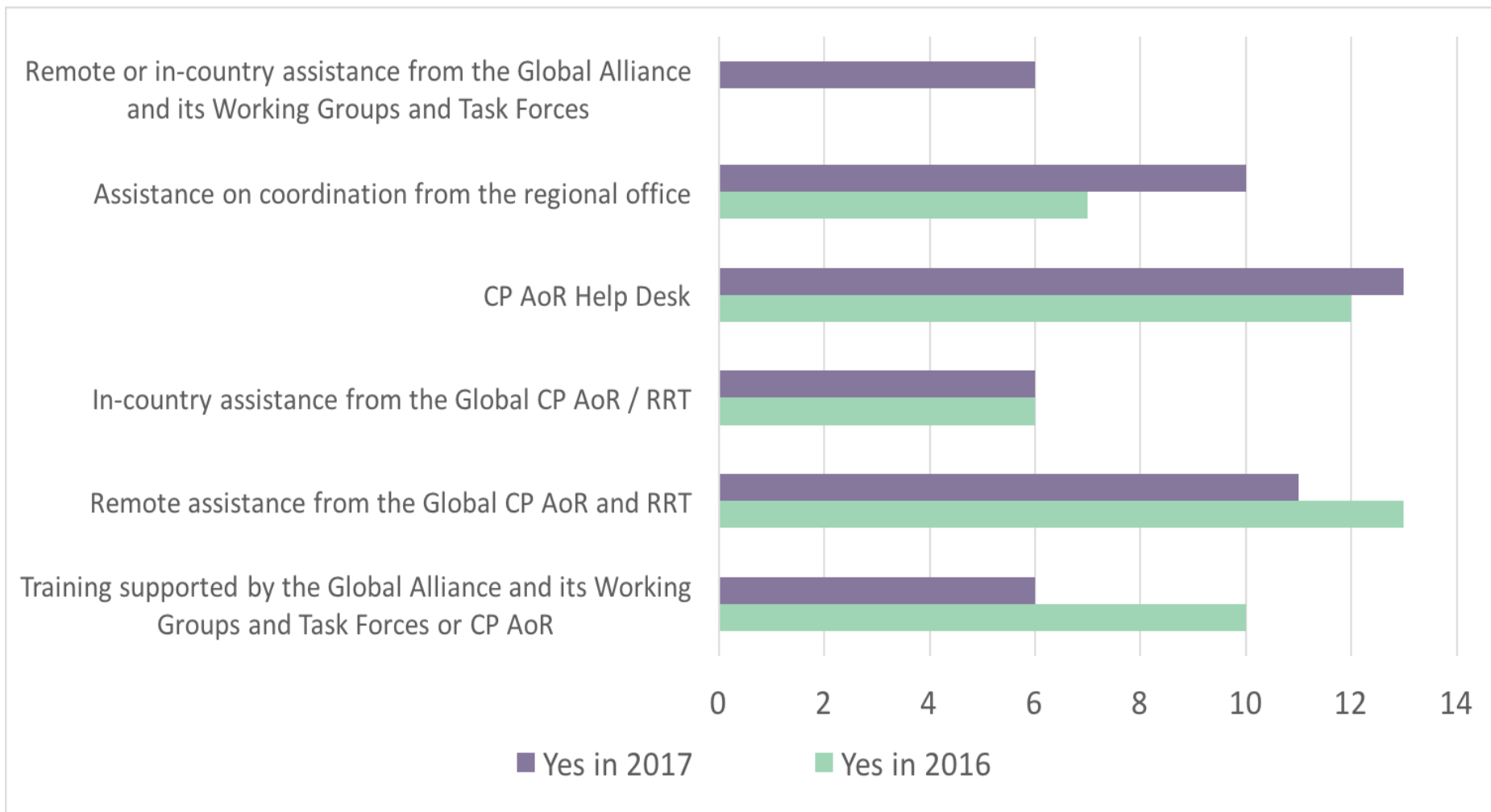


# SECTION 4

## Global Support



## Q53: Over the past 12 months, has your CP coordination group accessed any of the following?



**Q54:** Please indicate below, on a scale of 1-10, your level of satisfaction with the support you received.

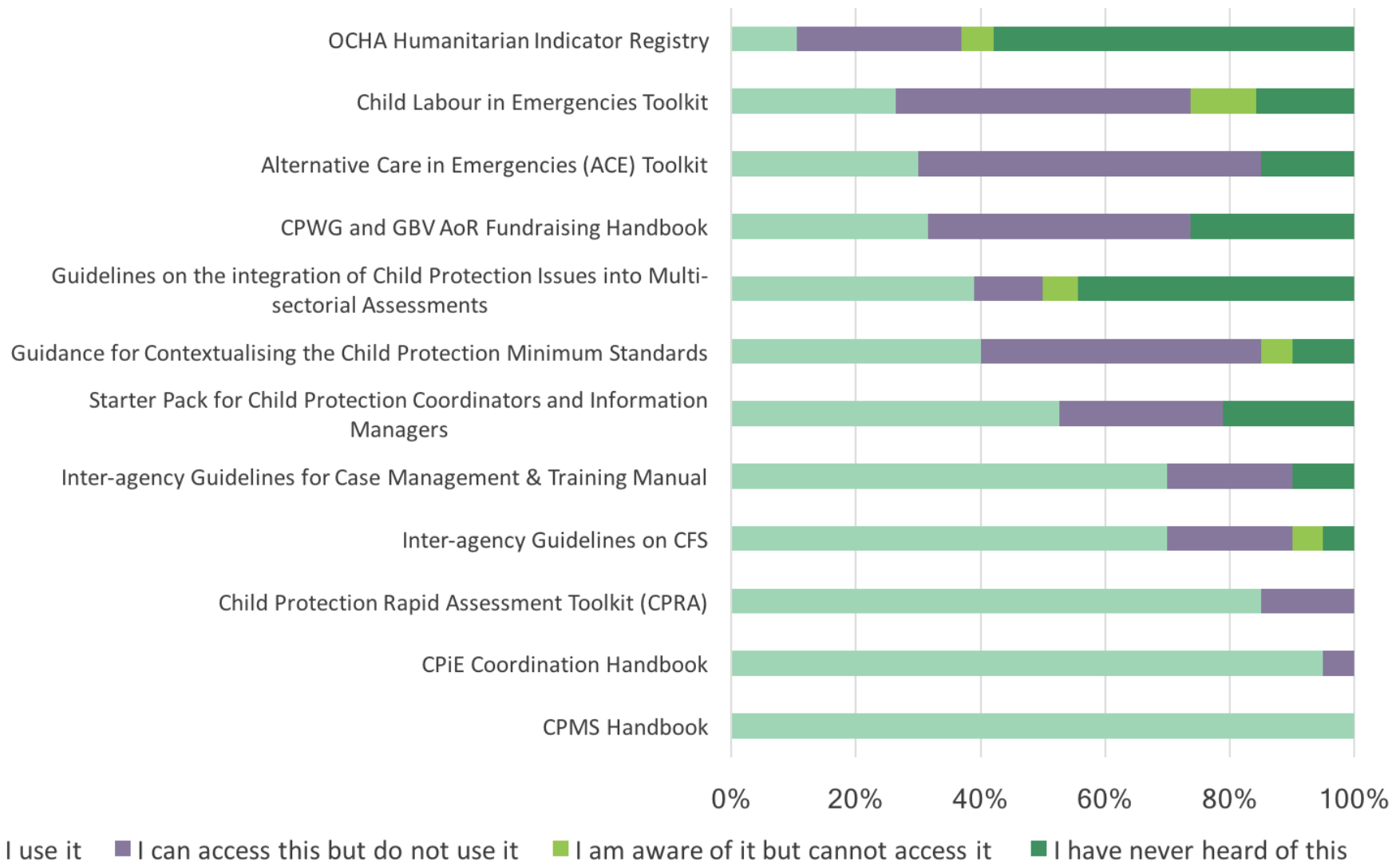


	<b>Appropriateness</b>	<b>Timeliness</b>	<b>Quality</b>
Training supported by the Global Alliance and its Working Groups and Task Forces, CP AoR, or CP AoR RRT	7.9	7.5	7.8
Remote assistance from the Global CP AoR and RRT	8.5	7.5	8.6
CP AoR Help Desk	9.0	8.8	8.9
Assistance on coordination from the regional office	8.4	7.9	8.6
In-country assistance from the Global CP AoR or RRT	8.5	7.9	8.5
Remote or in-country assistance from the Global Alliance and its Working Groups and Task Forces	7.6	7.3	7.0

*\*These are average rankings, some of which include a few outliers that need to be followed up with relevant coordinators.*



# Q55: Please fill out the following matrix about global level guidance and tools.



**Q56:** Are you a member of the CP Coordination & IM Skype Group or Google Group?



**75%**

of respondents are members,  
whereas 80% were in 2016.

*This could be due to more “early warning” countries responding this year as compared with previous years. HC countries often have greater interaction with the CP AoR; however, follow-up and inductions are occurring with coordinators who are new or not yet members.*



**Q57:** Is there additional support your coordination group would like to receive from the global level CP AoR? Please add other comments.



- ❖ Promote CP visibility within the HNO/HRP processes, particularly with the Protection Cluster
- ❖ Support with funding, budgets, and human resources
- ❖ Field support for CPiE training of coordination group members
- ❖ Coaching on coordination and particular support in managing multiple sub-national levels
- ❖ Provide a list of relevant key materials (*e.g., guidelines, webinars, training manuals*) with links for easier access to core materials

## Q57 continued:



- ❖ More information sharing on services available from the CP AoR
- ❖ Capacity Building for Information Managers, including deployment of an IMO to support the roll out of the CP situation and response monitoring tool
- ❖ Timing of the annual meeting is problematic. Suggest the beginning of the year.
- ❖ Support with contextualization of the CPMS
- ❖ Support is adequate, but the problem is having time to access shared resources and available support available
- ❖ “Having such a supportive CP AOR has been great! We are definitely one of the most assisted sub-cluster/cluster among protection cluster coordination team.”

# Q58: Annual Meeting September 2017



- ❖ 35% were planning to participate in the Child Protection Annual Meeting organised by the Alliance for Child Protection in Humanitarian Action
- ❖ Requested topics included the following:
  - ❖ advocacy and fundraising
  - ❖ remote monitoring of child protection
  - ❖ ways to determine the impact of psychosocial support interventions
  - ❖ collaboration with the government


*\* Many of these topics were covered in either the Annual Meeting or CP AoR Coordinator and IMO Retreat.*

# CP AoR Coordinator and Information Management Officer Retreat



❖ The Retreat was attended by a total of **34 participants**, excluding global CP AoR team members, and was higher than the previous year. The breakdown of participants included the following:

- 15 Coordinators
- 4 INGO Co-Coordinators
- 4 Information Management Officers
- 9 Global SAG members and National NGO representatives
- 2 CPIE Specialists and recent former coordinators





Child Protection  
Global Protection Cluster



Thank you